

Product data sheet

Subminiature connectors



Product description **M9 Male cable connector, Contacts: 2, 3.0-4.0 mm, unshielded, solder, IP40**

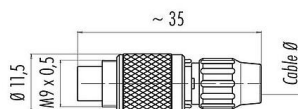
Area **M9 IP40**

Part no. **99 0071 100 02**

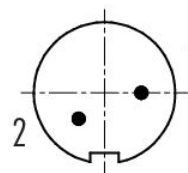
Illustration



Scale drawing



Contact arrangement (Plug-in side)



You can find the assembly instructions on the next page.

Technical data

General features

Part no.	99 0071 100 02
Connector design	Male cable connector
Version	Connector pin straight
Connector locking system	screw
Termination	solder
Degree of protection	IP40
Cross-sectional area	max. 0.25 mm ² / AWG 24
Cable outlet	3.0-4.0 mm
Temperature range from/to	-40 °C / 85 °C
Mechanical operation	> 500 Mating cycles
Weight (g)	5.48
Customs tariff number	85369010
Country of Origin	DE

Electrical parameters

Rated voltage	125 V
Rated impulse voltage	1500 V
Rated current	4.0 A
Insulation resistance	≥ 10 ¹⁰ Ω
Pollution degree	1
Overvoltage category	II
Insulating material group	III
EMC compliance	unshielded

Product data sheet

Subminiature connectors



Product description	M9 Male cable connector, Contacts: 2, 3.0-4.0 mm, unshielded, solder, IP40
Area	M9 IP40
Part no.	99 0071 100 02

Material

Housing material	PA
Contact body material	PA (UL94 V-0)
Contact material	CuZn (brass)
Contact plating	Au (gold)
Locking material	CuZn (brass)
REACH SVHC	CAS 7439-92-1 (Lead)
SCIP number	b9a61cb1-9250-4d38-b47b-9ad9648d7924

Classifications

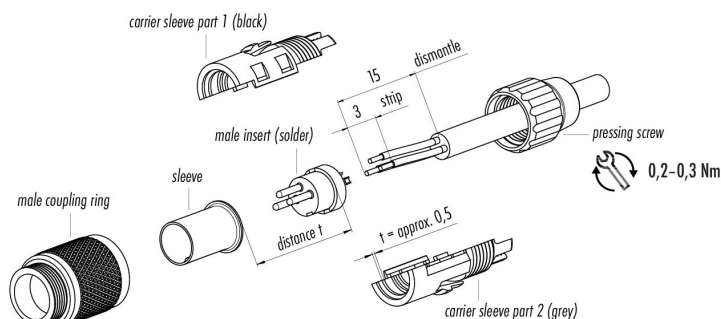
eCl@ss 11.1	27-44-01-02
ETIM 9.0	EC002635

Declarations of conformity

Low Voltage Directive	2014/35/EU (EN 60204-1:2018;EN 60529:1991)
-----------------------	--

Assembly instructions

1. Bead pressing screw to cable.
2. Dismantle cable to 15 mm length.
3. Strip and solder single wires.
3. Mount male insert into sleeve with distance t .
4. Insert sleeve with male insert into carrier sleeve part 2 (lower part grey).
5. Mount carrier sleeve part 1 (upper part black) on carrier sleeve part 2 (lower part grey).
6. Snap over coupling ring.
7. Tighten pressing screw.



Attention: max. torque of ring nut in socket connector: 50cNm (manual adjustment)

Product description	M9 Male cable connector, Contacts: 2, 3.0-4.0 mm, unshielded, solder, IP40
Area	M9 IP40
Part no.	99 0071 100 02

Security notices

The connector must not be plugged or unplugged under load. Non-observance and improper use can result in personal injury.

The connectors have been developed for applications in plant engineering, control and electrical equipment construction. The user is responsible for checking whether the connectors can also be used in other areas of application.

To protect against unintentional opening of the connector, the thread between the housing and the connector head must be secured with a suitable cyanoacrylate adhesive when used in circuits with voltages dangerous to the touch. This does not apply to connectors used in SELV and PELV circuits according to IEC 61140 (EN 61140, VDE 0140-1).

Connectors which are used in circuits with voltages dangerous to the touch may only be installed and used by, or under the supervision of, persons with electrical engineering training, taking into account the applicable regulations and standards.

The user must take suitable safety precautions to ensure that the connector cannot be accidentally disconnected.

The plug connector is not suitable for mains voltages Please observe the pollution degree and the overvoltage category. For further information, please refer to the download center "Technical Information".