

Product data sheet

Automation technology - Data transmission



Product description **M12 Male cable connector, Contacts: 5, 8.0-10.0 mm, shieldable, screw clamp, IP67, UL**

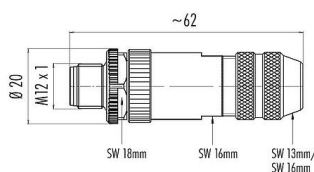
Area **M12-B**

Part no. **99 1437 935 05**

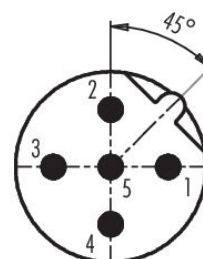
Illustration



Scale drawing



Contact arrangement (Plug-in side)



You can find the component part drawing on the next page.

Technical data

General features

Part no.	99 1437 935 05
Connector design	Male cable connector
Type standard	DIN EN 61076-2-101
Version	Connector pin straight
Connector locking system	screw
Termination	screw clamp
Degree of protection	IP67
Cross-sectional area	max. 0.75 mm ² / AWG 18
Cable outlet	8.0-10.0 mm
Temperature range from/to	-40 °C / 85 °C
Mechanical operation	> 50 Mating cycles
Weight (g)	52.71
Customs tariff number	85369010
Country of Origin	HU

Electrical parameters

Rated voltage	60 V
Rated impulse voltage	1500 V
Rated current	4.0 A
Insulation resistance	≥ 10 ¹⁰ Ω
Pollution degree	3
Overvoltage category	II

Product data sheet

Automation technology - Data transmission



Product description	M12 Male cable connector, Contacts: 5, 8.0-10.0 mm, shieldable, screw clamp, IP67, UL
Area	M12-B
Part no.	99 1437 935 05

Insulating material group	III
EMC compliance	shieldable
Shield connection	Shielding ring

Material

Housing material	Zinc die-cast nickel-plated
Contact body material	PA
Contact material	CuZn (brass)
Contact plating	Au (gold)
Locking material	Zinc die-cast nickel-plated
REACH SVHC	CAS 7439-92-1 (Lead)
SCIP number	f2622f40-ecc5-4817-9020-5d5d8a36a73b

Authorization/approvals

Approvals	UL
-----------	----

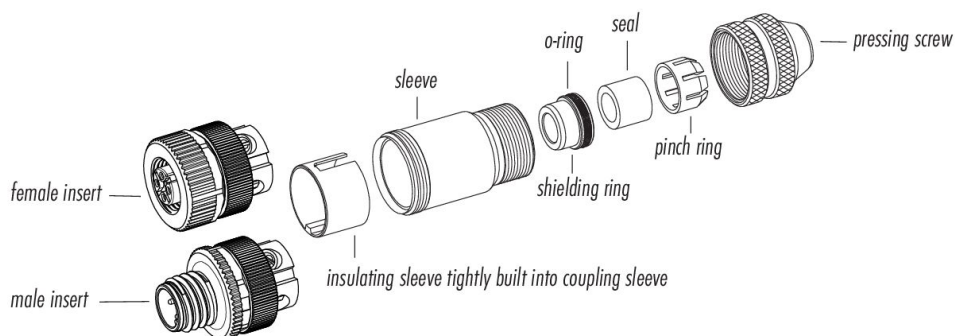
Classifications

eCl@ss 11.1	27-44-01-02
ETIM 9.0	EC002635

Declarations of conformity

Low Voltage Directive	2014/35/EU (EN 60204-1:2018;EN 60529:1991)
-----------------------	--

Component part drawing



Product data sheet

Automation technology - Data transmission



Product description	M12 Male cable connector, Contacts: 5, 8.0-10.0 mm, shieldable, screw clamp, IP67, UL
Area	M12-B
Part no.	99 1437 935 05

Security notices

The connector must not be plugged or unplugged under load. Non-observance and improper use can result in personal injury.

The connectors have been developed for applications in plant engineering, control and electrical equipment construction. The user is responsible for checking whether the connectors can also be used in other areas of application.

To protect against unintentional opening of the connector, the thread between the housing and the connector head must be secured with a suitable cyanoacrylate adhesive when used in circuits with voltages dangerous to the touch. This does not apply to connectors used in SELV and PELV circuits according to IEC 61140 (EN 61140, VDE 0140-1).

Connectors which are used in circuits with voltages dangerous to the touch may only be installed and used by, or under the supervision of, persons with electrical engineering training, taking into account the applicable regulations and standards.

The user must take suitable safety precautions to ensure that the connector cannot be accidentally disconnected.

Plug connectors with enclosure protection IP67 and IP68 are not suitable for use under water. When used outdoors, the plug connectors must be protected separately against corrosion. For further information on the IP protection classes, please refer to the "Technical Information" download centre.

The plug connector is not suitable for mains voltages. Please observe the pollution degree and the overvoltage category. For further information, please refer to the download center "Technical Information".

To lock the cable connector with the device connector, the threaded ring is tightened "hand-tight" (approx. 60 cNm).