

Product data sheet

Power connectors

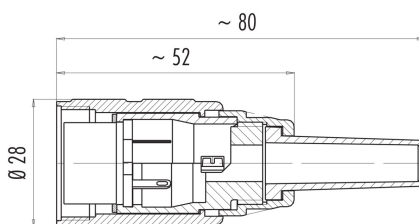


Product description	M25 female cable connector, Contacts: 5, 5.0 - 8.0 mm, shieldable, solder, IP40
Area	M25 series 691
Part no.	09 0038 00 05

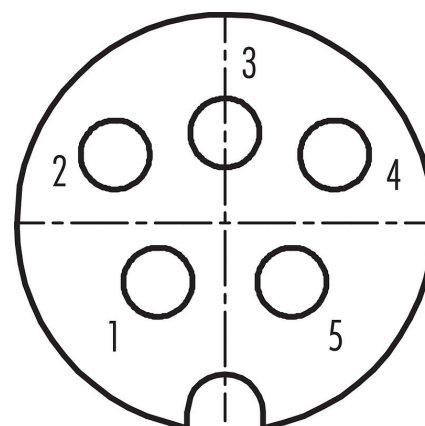
Illustration



Scale drawing



Contact arrangement (Plug-in side)



You can find the component part drawing on the next page.

Technical data

General features

Part no.	09 0038 00 05
Connector design	female cable connector
Version	female straight
Connector locking system	screw
Termination	solder
Degree of protection	IP40
Cross-sectional area	1.50 mm ² / AWG 16
Cable outlet	5.0 - 8.0 mm
Temperature range from/to	-40 °C / 85 °C
Mechanical operation	> 500 Mating cycles
Weight (g)	39.00
Customs tariff number	85369010

Electrical parameters

Rated voltage	250 V
Rated impulse voltage	2500 V
Rated current (40 °C)	10,0 A
Insulation resistance	≥ 10 ¹⁰ Ω
Pollution degree	1
Overvoltage category	II
Insulating material group	III

Product data sheet

Power connectors



Product description	M25 female cable connector, Contacts: 5, 5.0 - 8.0 mm, shieldable, solder, IP40
Area	M25 series 691
Part no.	09 0038 00 05

EMC compliance	shieldable
Shield connection	cable clamp and soldering lug

Material

Housing material	GD-AL eloxiert
Contact body material	PBT (UL94 V-0)
Contact material	CuZn (brass)
Contact plating	Ag (silver)
REACH SVHC	None (No pollutants)
SCIP number	SCIP-number not available

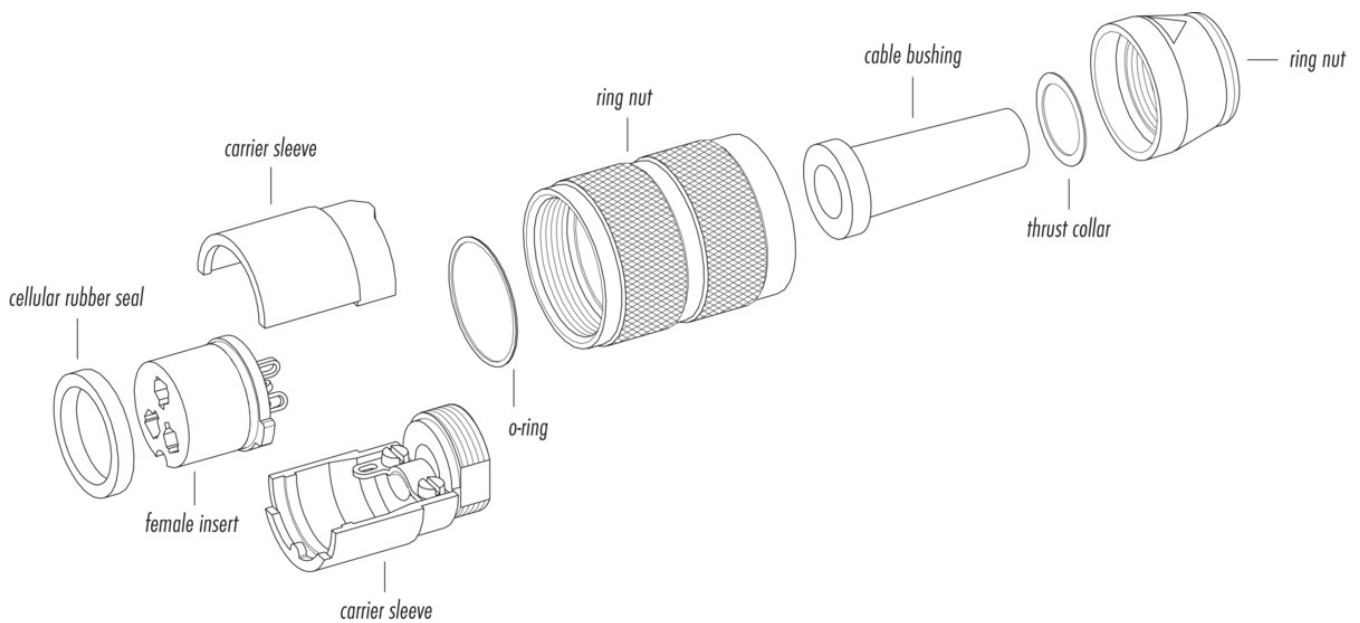
Classifications

eCl@ss 11.1	27-44-01-09
ETIM 7.0	EC003569

Declarations of conformity

Low Voltage Directive	2014/35/EU (EN 60204-1:2018;EN 60529:1991)
-----------------------	--

Component part drawing



Product description	M25 female cable connector, Contacts: 5, 5.0 - 8.0 mm, shieldable, solder, IP40
Area	M25 series 691
Part no.	09 0038 00 05

Security notices

The connector must not be plugged or unplugged under load. Non-observance and improper use can result in personal injury.

The connectors have been developed for applications in plant engineering, control and electrical equipment construction. The user is responsible for checking whether the connectors can also be used in other areas of application.

To protect against unintentional opening of the connector, the thread between the housing and the connector head must be secured with a suitable cyanoacrylate adhesive when used in circuits with voltages dangerous to the touch. This does not apply to connectors used in SELV and PELV circuits according to IEC 61140 (EN 61140, VDE 0140-1).

Connectors which are used in circuits with voltages dangerous to the touch may only be installed and used by, or under the supervision of, persons with electrical engineering training, taking into account the applicable regulations and standards.

To lock the cable connector with the device connector, the threaded ring is tightened "hand-tight" (approx. 50 cNm).