

# Product data sheet

## Miniature connectors

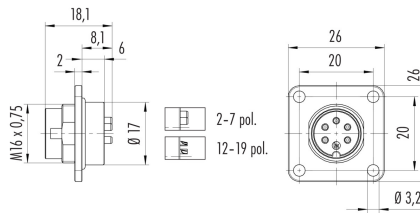


Product description	M16 IP67 square male panel mount connector, Contacts: 2, unshielded, solder, IP67, UL
Area	M16 IP67 series 723
Part no.	09 0103 300 02

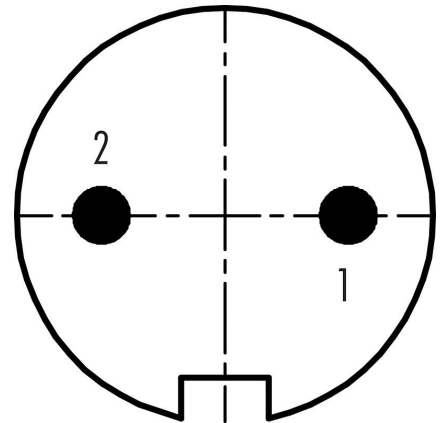
### Illustration



### Scale drawing



### Contact arrangement (Plug-in side)



You can find the assembly instructions on the next page.

## Technical data

### General features

Part no.	09 0103 300 02
Connector design	square male panel mount connector
Version	connector male straight
Connector locking system	screw
Termination	solder
Degree of protection	IP67
Cross-sectional area	0.75 mm <sup>2</sup> / AWG 18
Temperature range from/to	-40 °C / 95 °C
Mechanical operation	> 500 Mating cycles
Weight (g)	12.17
Customs tariff number	85369010

### Electrical parameters

Rated voltage	250 V
Rated impulse voltage	1500 V
Rated current (40 °C)	7 A
Insulation resistance	≥ 10 <sup>10</sup> Ω
Pollution degree	1
Overvoltage category	I
Insulating material group	III
EMC compliance	unshielded

# Product data sheet

## Miniature connectors



Product description	M16 IP67 square male panel mount connector, Contacts: 2, unshielded, solder, IP67, UL
Area	M16 IP67 series 723
Part no.	09 0103 300 02

### Material

Housing material	Zinc die-cast nickel-plated
Contact body material	PBT (UL94 V-0)
Contact material	CuZn (brass)
Contact plating	Ag (silver)
Locking material	Zinc die-cast nickel-plated
REACH SVHC	CAS 7439-92-1 (Lead)
SCIP number	ec3d6ae6-6d66-4517-8cd4-3a3a351c83ac

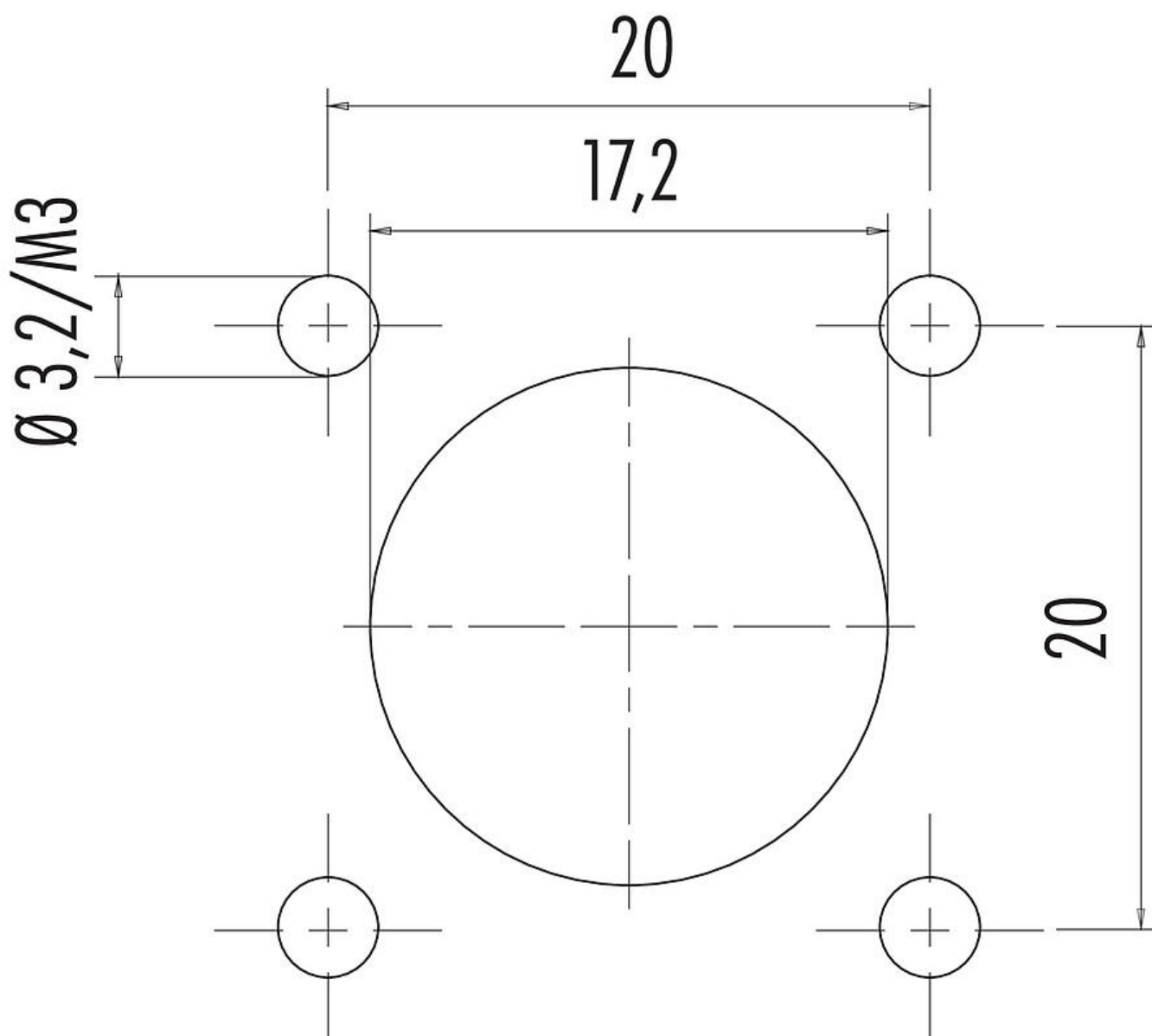
### Authorization/approvals

Approvals	UL
-----------	----

Product description M16 IP67 square male panel mount connector, Contacts: 2, unshielded, solder, IP67, UL

Area M16 IP67 series 723  
Part no. 09 0103 300 02

Assembly instructions / Panel cut-out



Product description	<b>M16 IP67 square male panel mount connector, Contacts: 2, unshielded, solder, IP67, UL</b>
Area	<b>M16 IP67 series 723</b>
Part no.	<b>09 0103 300 02</b>

## Security notices

The connector must not be plugged or unplugged under load. Non-observance and improper use can result in personal injury.

The connectors have been developed for applications in plant engineering, control and electrical equipment construction. The user is responsible for checking whether the connectors can also be used in other areas of application.

Plug connectors with enclosure protection IP 67 and IP 68 are not suitable for use under water. When used outdoors, the plug connectors must be protected separately against corrosion. For further information on the IP protection classes, please refer to the "Technical Information" download centre.

The plug connector is not suitable for mains voltages. Please observe the pollution degree and the overvoltage category. For further information, please refer to the download center "Technical Information".

The protection class specification applies on condition that the four mounting holes are made as blind holes.