

Product data sheet

Miniature connectors

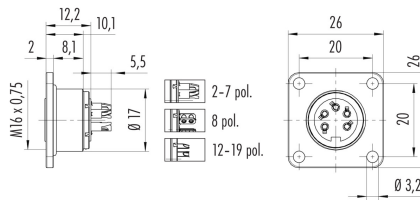


Product description	M16 IP67 square female panel mount connector, Contacts: 16, unshielded, solder, IP67, UL
Area	M16 IP67 series 723
Part no.	09 0508 300 16

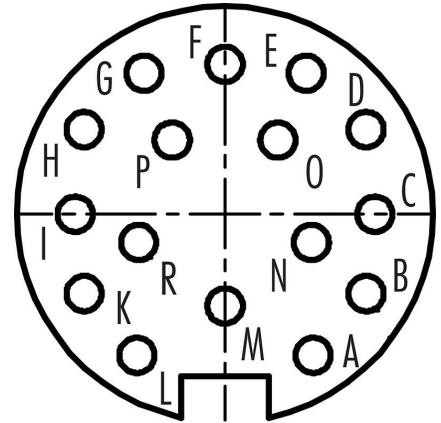
Illustration



Scale drawing



Contact arrangement (Plug-in side)



You can find the assembly instructions on the next page.

Technical data

General features

Part no.	09 0508 300 16
Connector design	square female panel mount connector
Version	connector female straight
Connector locking system	screw
Termination	solder
Degree of protection	IP67
Cross-sectional area	0.25 mm ² / AWG 24
Temperature range from/to	-40 °C / 95 °C
Mechanical operation	> 500 Mating cycles
Weight (g)	10.08
Customs tariff number	85369010

Electrical parameters

Rated voltage	60 V
Rated impulse voltage	500 V
Rated current (40 °C)	3 A
Insulation resistance	≥ 10 ¹⁰ Ω
Pollution degree	1
Overvoltage category	I
Insulating material group	III
EMC compliance	unshielded

Product data sheet

Miniature connectors



Product description	M16 IP67 square female panel mount connector, Contacts: 16, unshielded, solder, IP67, UL
Area	M16 IP67 series 723
Part no.	09 0508 300 16

Material

Housing material	Zinc die-cast nickel-plated
Contact body material	PBT (UL94 V-0)
Contact material	CuZn (brass)
Contact plating	Au (gold)
Locking material	Zinc die-cast nickel-plated
REACH SVHC	CAS 7439-92-1 (Lead)
SCIP number	aaff13b6-0d0e-4aeb-b35d-6358ac0f9475

Authorization/approvals

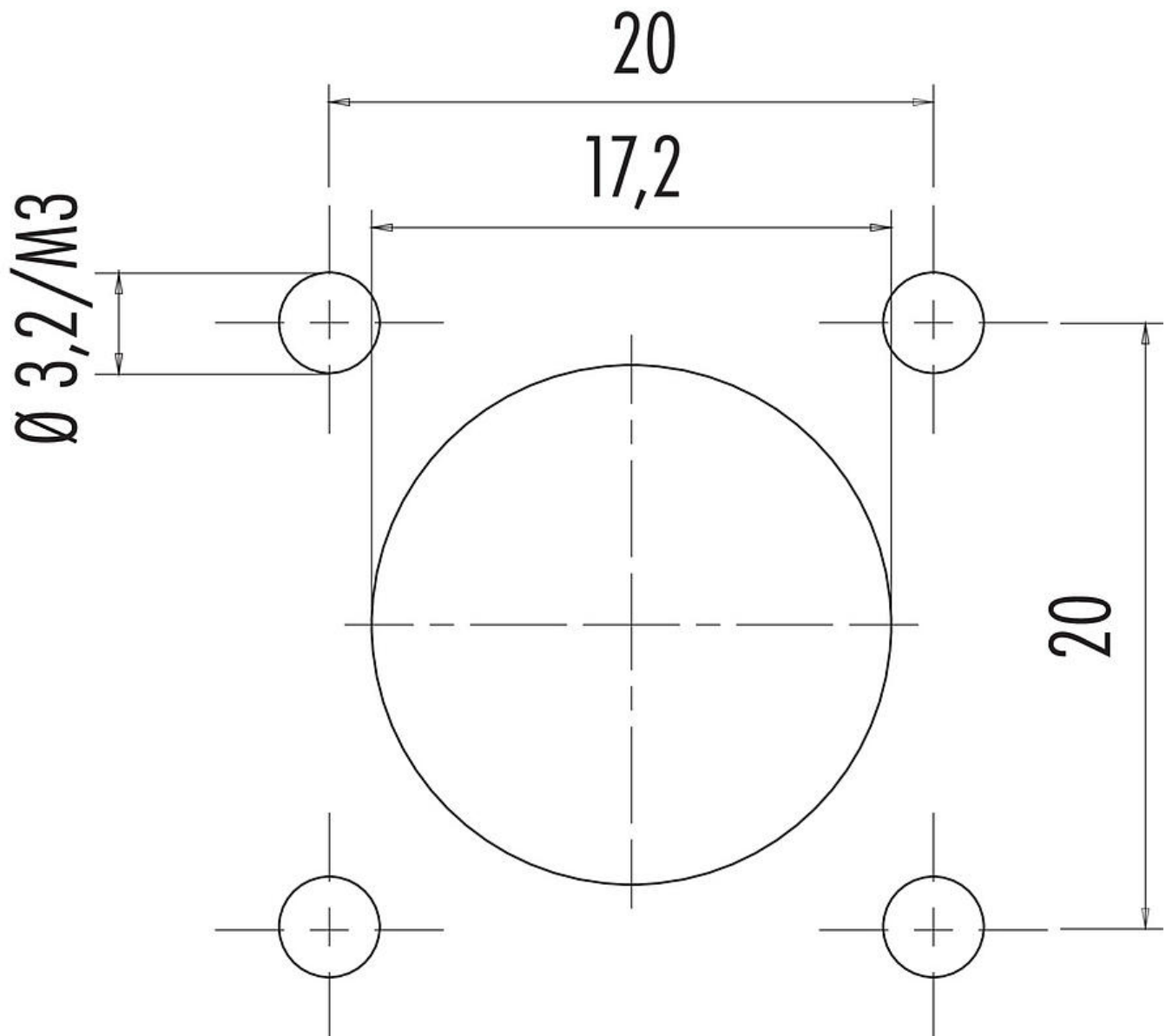
Approvals	UL
-----------	----

Classifications

eCl@ss 11.1	27-44-01-09
ETIM 7.0	EC003569

Product description	M16 IP67 square female panel mount connector, Contacts: 16, unshielded, solder, IP67, UL
Area	M16 IP67 series 723
Part no.	09 0508 300 16

Assembly instructions / Panel cut-out



Product data sheet

Miniature connectors



Product description	M16 IP67 square female panel mount connector, Contacts: 16, unshielded, solder, IP67, UL
Area	M16 IP67 series 723
Part no.	09 0508 300 16

Security notices

The connectors have been developed for applications in plant engineering, control and electrical equipment construction. The user is responsible for checking whether the connectors can also be used in other areas of application.

The protection class specification applies on condition that the four mounting holes are made as blind holes.

Plug connectors with enclosure protection IP 67 and IP 68 are not suitable for use under water. When used outdoors, the plug connectors must be protected separately against corrosion. For further information on the IP protection classes, please refer to the "Technical Information" download centre.