

Product data sheet

Miniature connectors

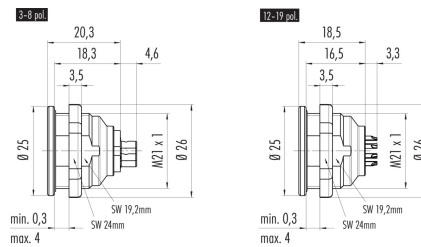


Product description	Push-Pull male panel mount connector, Contacts: 4, shieldable, solder, IP67 shielded
Area	Push-Pull series 440
Order number	09 4811 00 04

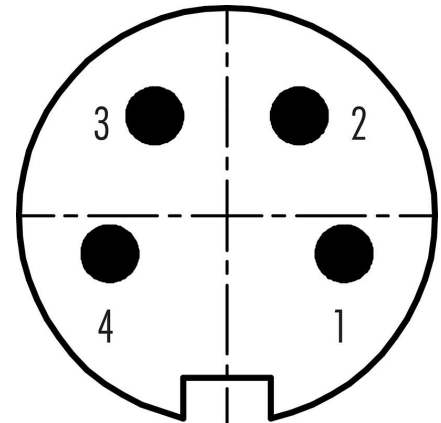
Illustration



Scale drawing



Contact arrangement (Plug-in side)



You can find the component part drawing and assembly instructions on the next page.

Technical data

General features

Order number	09 4811 00 04
Connector design	male panel mount connector
Version	connector male straight
Connector locking system	Push-Pull
Termination	solder
Degree of protection	IP67 shielded
Cross-sectional area	0.75 mm ² / AWG 18
Temperature range from/to	-40 °C / 85 °C
Mechanical operation	> 1000 Mating cycles
Weight (g)	20.094
Customs tariff number	85369010

Electrical parameters

Rated voltage	250 V
Rated impulse voltage	1500 V
Rated current (40 °C)	6 A
Insulation resistance	$\geq 10^{10} \Omega$
Pollution degree	1
Overvoltage category	I
Insulating material group	III
EMC compliance	shieldable
Shield connection	Shielding on the housing

Product data sheet

Miniature connectors



Product description	Push-Pull male panel mount connector, Contacts: 4, shieldable, solder, IP67 shielded
Area	Push-Pull series 440
Order number	09 4811 00 04

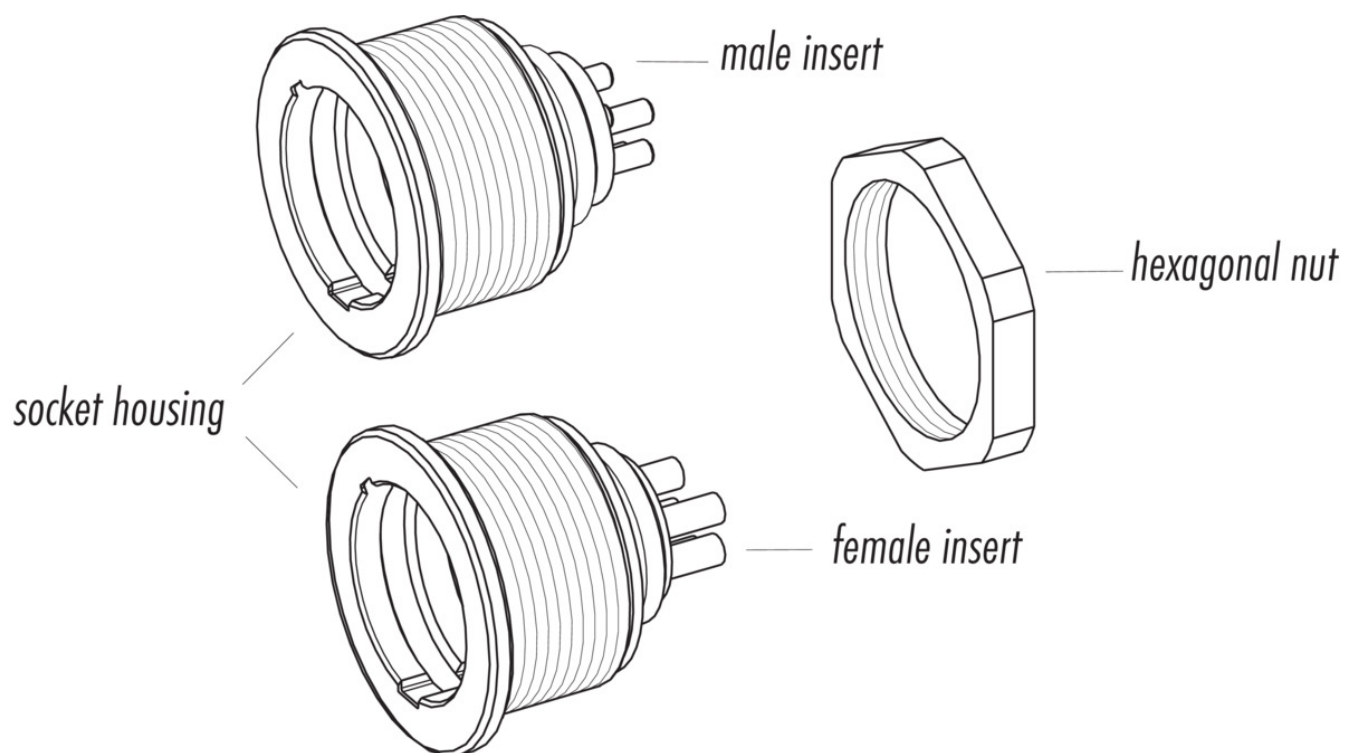
Material

Contact body material	PBT (UL94 V-0)
Contact material	CuZn (brass)
Contact plating	Au (gold)
REACH SVHC	CAS 7439-92-1 (Lead)

Classifications

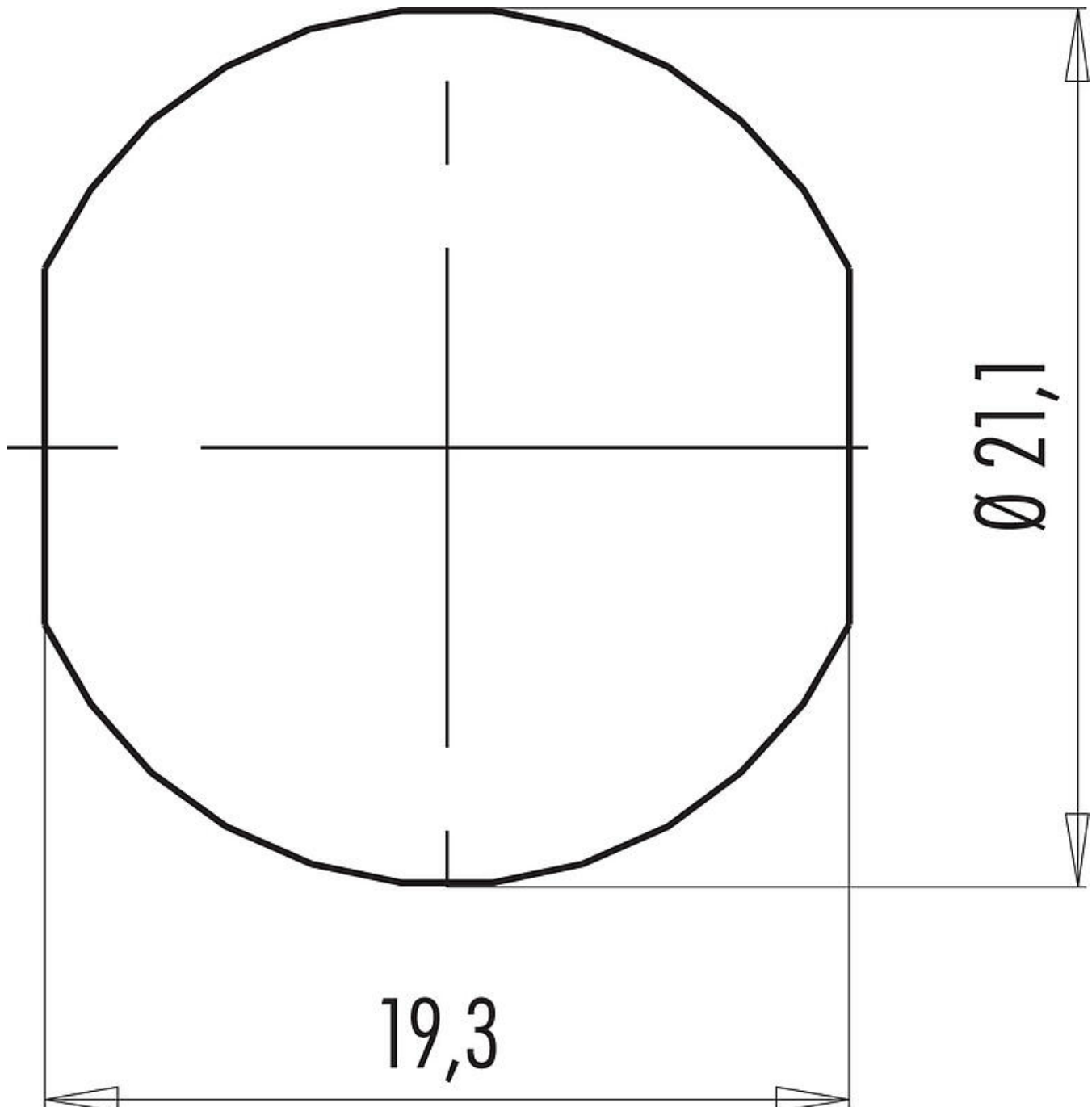
eCl@ss 11.1	27-44-01-09
ETIM 7.0	EC003569

Component part drawing



Product description	Push-Pull male panel mount connector, Contacts: 4, shieldable, solder, IP67 shielded
Area	Push-Pull series 440
Order number	09 4811 00 04

Assembly instructions / Panel cut-out



Product description	Push-Pull male panel mount connector, Contacts: 4, shieldable, solder, IP67 shielded
Area	Push-Pull series 440
Order number	09 4811 00 04

Security notices

The connector must not be plugged or unplugged under load. Non-observance and improper use can result in personal injury.

The connectors have been developed for applications in plant engineering, control and electrical equipment construction. The user is responsible for checking whether the connectors can also be used in other areas of application.

Connectors which are used in circuits with voltages dangerous to the touch may only be installed and used by, or under the supervision of, persons with electrical engineering training, taking into account the applicable regulations and standards.

Plug connectors with enclosure protection IP 67 and IP 68 are not suitable for use under water. When used outdoors, the plug connectors must be protected separately against corrosion. For further information on the IP protection classes, please refer to the "Technical Information" download centre.

The plug connector is not suitable for mains voltages. Please observe the pollution degree and the overvoltage category. For further information, please refer to the download center "Technical Information".