
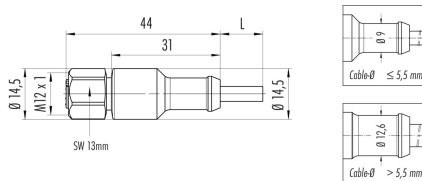


Product description	M12-A female cable connector, Contacts: 3, unshielded, moulded cable, IP69K, UL listed, Ecolab, PVC grey, 3 x 0.34 mm <sup>2</sup> , stainless steel, 2 m
Area	M12-A series 763
Part no.	77 3730 0000 20403-0200

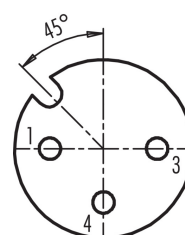
## Illustration



## Scale drawing



## Contact arrangement (Plug-in side)



- 1 brown
- 2 not assembled
- 3 blue
- 4 black

## Technical data

### General features

Part no.	77 3730 0000 20403-0200
Connector design	female cable connector
Cable length	2 m
Version	connector female straight
Connector locking system	screw
Termination	moulded cable
Degree of protection	IP69K IP67
Cross-sectional area	0.34 mm <sup>2</sup> / AWG 22
Temperature range from/to	-40 °C / 105 °C
Mechanical operation	> 100 Mating cycles
Weight (g)	70
Customs tariff number	85444290

### Electrical parameters

Rated voltage	250 V
Rated impulse voltage	2500 V
Rated current (40 °C)	4 A
Insulation resistance	≥ 10 <sup>10</sup> Ω
Pollution degree	3
Overvoltage category	II
Insulating material group	II
EMC compliance	unshielded

# Product data sheet

## Automation technology - sensors and actuators



Product description	M12-A female cable connector, Contacts: 3, unshielded, moulded cable, IP69K, UL listed, Ecolab, PVC grey, 3 x 0.34 mm <sup>2</sup> , stainless steel, 2 m
Area	M12-A series 763
Part no.	77 3730 0000 20403-0200

### Material

Housing material	PP
Contact body material	PP
Contact material	CuZn (brass)
Contact plating	Au (gold)
Locking material	stainless steel
REACH SVHC	None (No pollutants)
SCIP number	SCIP-number not available

### Authorization/approvals

Approvals	UL listed, Ecolab
-----------	-------------------

### Classifications

eCl@ss 11.1	27-06-03-11
ETIM 7.0	EC001855

### Declarations of conformity

Low Voltage Directive	2014/35/EU (EN 60529:1991;EN 60204-1:2018)
RoHS Directive	2011/65/EU (EN 50581:2012)

### Cable data - Structure of the cable

Cable diameter	4.5 mm
Cross section	3 x 0.34 mm <sup>2</sup>
Sheath material	PVC
Single-lead insulation	PVC
Single-lead structure	42 x 0.10 mm mm
Cable color	grey

### Cable data - Electrical properties

Conductor resistance	57 Ω/Km (20°C)
----------------------	----------------

### Cable data - Mechanical properties

Bending radius, fixed cable	≥ 5 x Ø
Bending radius, moving cable	≥ 10 x Ø
Bending cycles	>2 million
Permitted acceleration	max. 5 m/s <sup>2</sup> +1 m/s <sup>2</sup>
Travel distance, horizontal	5 m/s <sup>2</sup> -> 5 m
Travel distance, vertical	5 m/s <sup>2</sup> -> 5 m



# Product data sheet

## Automation technology - sensors and actuators



Product description **M12-A female cable connector, Contacts: 3, unshielded, moulded cable, IP69K, UL listed, Ecolab, PVC grey, 3 x 0.34 mm<sup>2</sup>, stainless steel, 2 m**

Area **M12-A series 763**  
Part no. **77 3730 0000 20403-0200**

Travel speed  $\leq 200$  m/min (5 m horizontal distance)

### Cable data - Thermal properties

Temperature range cable in move from/to  $-5$  °C /  $105$  °C

Temperature range cable fixed from/to  $-40$  °C /  $105$  °C

### Cable data - Other features

Halogen free No



Product description	<b>M12-A female cable connector, Contacts: 3, unshielded, moulded cable, IP69K, UL listed, Ecolab, PVC grey, 3 x 0.34 mm<sup>2</sup>, stainless steel, 2 m</b>
Area	<b>M12-A series 763</b>
Part no.	<b>77 3730 0000 20403-0200</b>

## Security notices

The connector must not be plugged or unplugged under load. Non-observance and improper use can result in personal injury.

The connectors have been developed for applications in plant engineering, control and electrical equipment construction. The user is responsible for checking whether the connectors can also be used in other areas of application.

Connectors which are used in circuits with voltages dangerous to the touch may only be installed and used by, or under the supervision of, persons with electrical engineering training, taking into account the applicable regulations and standards.

The user must take suitable safety precautions to ensure that the connector cannot be accidentally disconnected.

Plug connectors with enclosure protection IP 67 and IP 68 are not suitable for use under water. When used outdoors, the plug connectors must be protected separately against corrosion. For further information on the IP protection classes, please refer to the "Technical Information" download centre.

To lock the cable connector with the device connector, the threaded ring is tightened "hand-tight" (approx. 60 cNm).