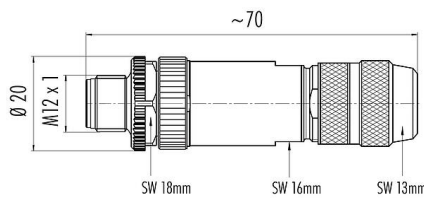


Product description	M12-A Male cable connector, Contacts: 4, 5.0-8.0 mm, shieldable, wire clamp, IP67
Area	M12-A series 713
Part no.	99 1527 814 04

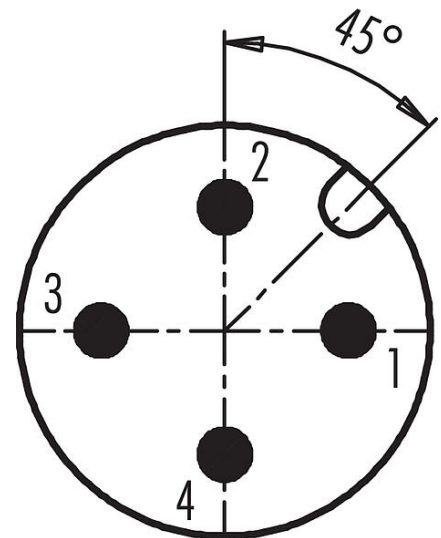
Illustration



Scale drawing



Contact arrangement (Plug-in side)



You can find the component part drawing and assembly instructions on the next page.

Technical data

General features

Part no.	99 1527 814 04
Connector design	Male cable connector
Version	Connector pin straight
Connector locking system	screw
Termination	wire clamp
Degree of protection	IP67
Cross-sectional area	max. 0.50 mm ² / AWG 20
Cable outlet	5.0-8.0 mm
Temperature range from/to	-40 °C / 85 °C
Mechanical operation	> 100 Mating cycles
Weight (g)	42.55
Customs tariff number	85369010

Electrical parameters

Rated voltage	250 V
Rated impulse voltage	2500 V
Rated current (40 °C)	4.0 A
Insulation resistance	> 10 ⁸ Ω
Pollution degree	3

Product data sheet

Automation technology - sensors and actuators



Product description	M12-A Male cable connector, Contacts: 4, 5.0-8.0 mm, shieldable, wire clamp, IP67
Area	M12-A series 713
Part no.	99 1527 814 04

Overvoltage category	II
Insulating material group	III
EMC compliance	shieldable
Shield connection	Iris type spring

Material

Housing material	Zinc die-cast nickel-plated
Contact body material	PA
Contact material	CuZn (brass)
Contact plating	Au (gold)
Locking material	Zinc die-cast nickel-plated
REACH SVHC	CAS 7439-92-1 (Lead)
SCIP number	ea87ef98-da1b-4933-9bf0-de6306dcf7a4

Classifications

eCl@ss 11.1	27-44-01-02
ETIM 7.0	EC002635

Declarations of conformity

Low Voltage Directive	2014/35/EU (EN 60204-1:2018;EN 60529:1991)
-----------------------	--

Assembly instructions

40 abmanteln
dismantle

A abisolieren
strip

6

Isolierhülse in Kupplungs-
hülse fest verbaut
insulating sleeve tightly
built into coupling sleeve

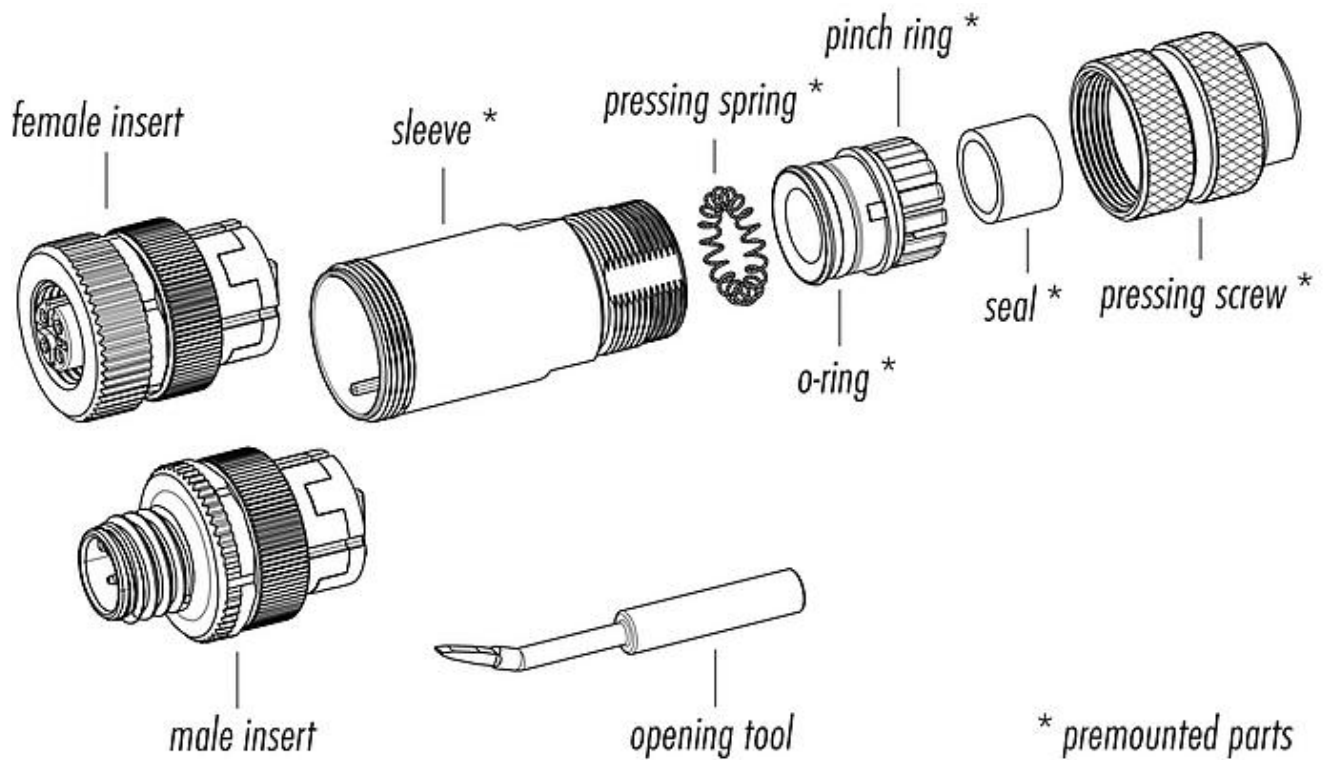
Schirm kürzen, aufweiten und auf Schirmring umschlagen
shorten and widening of shield and revert to shielding ring

Öffnungswerkzeug für Käfigzugfederversion
opening tool for wire clamp connection

	Schraubklemmversion screw connection	Lötversion solder version	Käfigzugfederversion (ohne Isolierhülse) wire clamp connection (without insulating sleeve)
Maß A/mm measure A/mm	5	3,5	7

Product description	M12-A Male cable connector, Contacts: 4, 5.0-8.0 mm, shieldable, wire clamp, IP67
Area	M12-A series 713
Part no.	99 1527 814 04

Component part drawing



Product description	M12-A Male cable connector, Contacts: 4, 5.0-8.0 mm, shieldable, wire clamp, IP67
Area	M12-A series 713
Part no.	99 1527 814 04

Security notices

The connector must not be plugged or unplugged under load. Non-observance and improper use can result in personal injury.

The connectors have been developed for applications in plant engineering, control and electrical equipment construction. The user is responsible for checking whether the connectors can also be used in other areas of application.

To protect against unintentional opening of the connector, the thread between the housing and the connector head must be secured with a suitable cyanoacrylate adhesive when used in circuits with voltages dangerous to the touch. This does not apply to connectors used in SELV and PELV circuits according to IEC 61140 (EN 61140, VDE 0140-1).

Connectors which are used in circuits with voltages dangerous to the touch may only be installed and used by, or under the supervision of, persons with electrical engineering training, taking into account the applicable regulations and standards.

Plug connectors with enclosure protection IP67 and IP68 are not suitable for use under water. When used outdoors, the plug connectors must be protected separately against corrosion. For further information on the IP protection classes, please refer to the "Technical Information" download centre.

To lock the cable connector with the device connector, the threaded ring is tightened "hand-tight" (approx. 60 cNm).