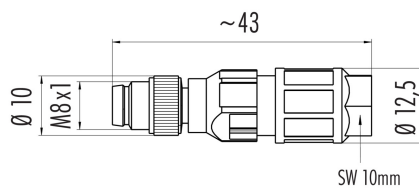


Product description	M8 male cable connector, Contacts: 3, 2.5 - 5.0 mm, unshielded, cutting clamp, IP67, UL
Area	M8 series 768
Part no.	99 3379 550 03

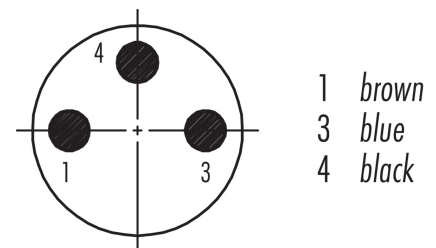
Illustration



Scale drawing



Contact arrangement (Plug-in side)



You can find the assembly instructions on the next page.

Technical data

General features

Part no.	99 3379 550 03
Connector design	male cable connector
Version	connector male straight
Connector locking system	screw
Termination	cutting clamp
Degree of protection	IP67
Cross-sectional area	0.25 - 0.50 mm ² / AWG 24 - 20
Cable outlet	2.5 - 5.0 mm
Temperature range from/to	-25 °C / 85 °C
Mechanical operation	> 100 Mating cycles
Weight (g)	5.58
Customs tariff number	85366990

Electrical parameters

Rated voltage	60 V
Rated impulse voltage	1500 V
Rated current (40 °C)	4 A
Pollution degree	3
Overvoltage category	III
Insulating material group	III
EMC compliance	unshielded

Product data sheet

Automation technology - sensors and actuators



Product description	M8 male cable connector, Contacts: 3, 2.5 - 5.0 mm, unshielded, cutting clamp, IP67, UL
Area	M8 series 768
Part no.	99 3379 550 03

Material

Housing material	PA
Contact body material	TPU
Contact material	CuZn (brass)
Contact plating	Au (gold)
Locking material	Zinc die-cast nickel-plated
REACH SVHC	None (No pollutants) CAS 7439-92-1 (Lead)
SCIP number	SCIP-number not available

Authorization/approvals

Approvals	UL
-----------	----

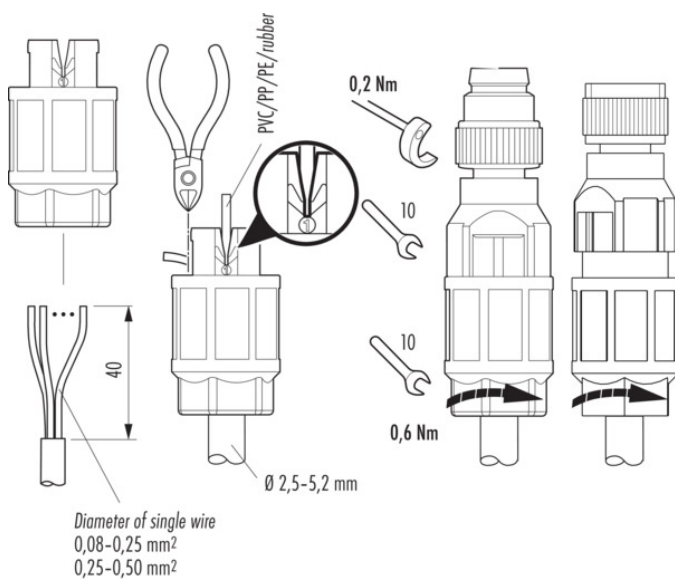
Classifications

eCl@ss 11.1	27-44-01-02
ETIM 7.0	EC002635

Declarations of conformity

Low Voltage Directive	2014/35/EU (EN 60204-1:2018;EN 60529:1991)
-----------------------	--

Assembly instructions



Wire gauge	0,08-0,25 mm ² (AWG 28-24)	0,25-0,5 mm ² (AWG 24-20)
Core-Ø incl. insulation	0,75-1,5 mm	
Material of core insulation	PVC/PE/PP/rubber	
Design of wire acc.to VDE 0295/ smallest wire-Ø of cores	class 2-6	
Termination frequency	10	



Product description	M8 male cable connector, Contacts: 3, 2.5 - 5.0 mm, unshielded, cutting clamp, IP67, UL
Area	M8 series 768
Part no.	99 3379 550 03

Security notices

The connectors have been developed for applications in plant engineering, control and electrical equipment construction. The user is responsible for checking whether the connectors can also be used in other areas of application.

Plug connectors with enclosure protection IP 67 and IP 68 are not suitable for use under water. When used outdoors, the plug connectors must be protected separately against corrosion. For further information on the IP protection classes, please refer to the "Technical Information" download centre.

To lock the cable connector with the device connector, the threaded ring is tightened "hand-tight" (approx. 50 cNm).